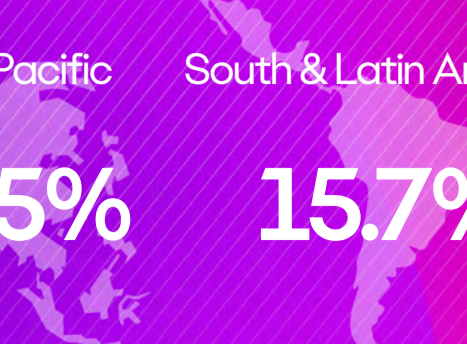
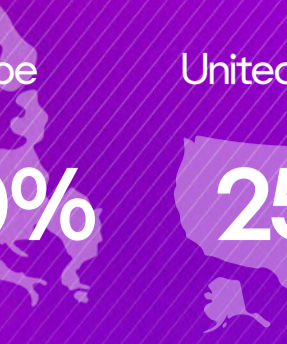


2021 Year in Gaming

Most Popular Franchises of the Year



New Players by Location

Europe

United States

Asia & Pacific


South & Latin America

30%

25%

22.5%

15.7%



22.3 Billion

GOALS SCORED

9.7 Billion

MATCHES PLAYED

TOP PLAYER BY MOST GOALS SCORED


Kylian Mbappé

TOP TEAM BY MOST MATCHES PLAYED

Paris Saint-Germain

MOST POPULAR MATCHUP

Paris Saint-Germain vs. Liverpool



9.4 Billion

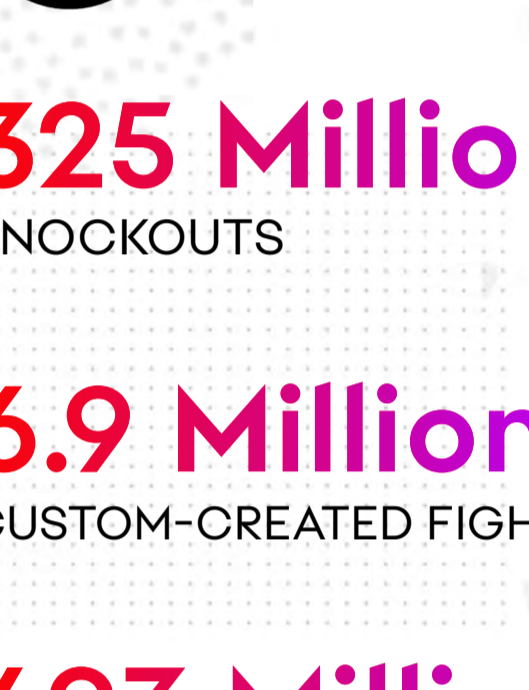
OFFENSIVE TOUCHDOWNS MADE

TOP PLAYERS BY TOUCHDOWNS

1. Aaron Rodgers
2. Patrick Mahomes
3. Russell Wilson
4. Lamar Jackson
5. Tom Brady
6. Tyreek Hill

TOP TEAMS

1. Chiefs
2. Packers
3. Ravens
4. Buccaneers
5. Seahawks
6. Saints



325 Million

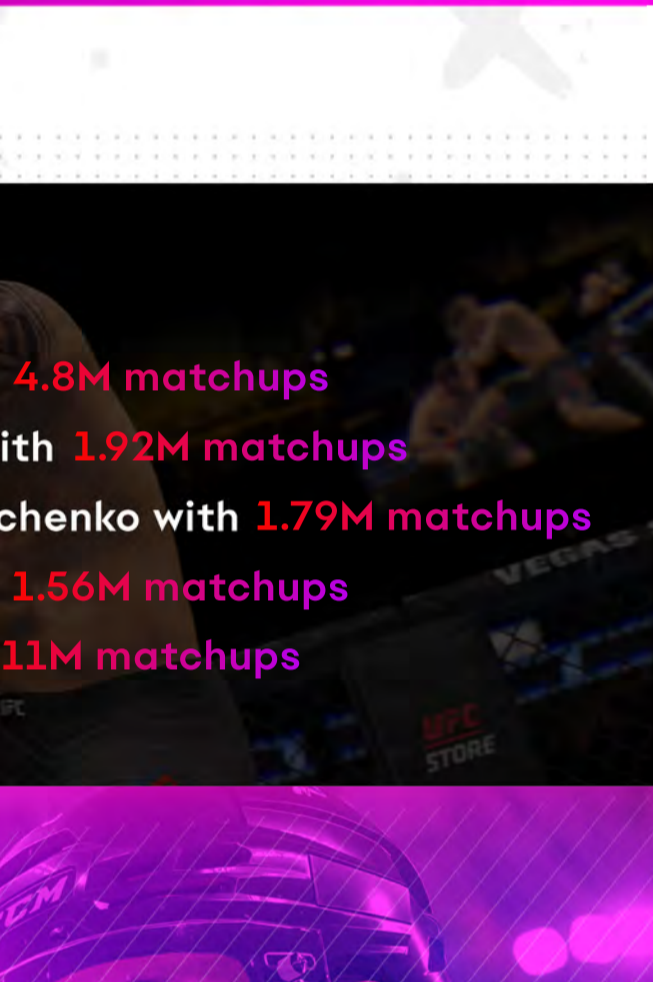
KNOCKOUTS

6.9 Million

CUSTOM-CREATED FIGHTERS


493 Million

FIGHTS PLAYED



MOST POPULAR MATCHUPS

1. Conor McGregor vs. Max Holloway with **4.8M matchups**
2. Israel Adesanya vs. Robert Whittaker with **1.92M matchups**
3. Joanna Jędrzejczyk vs. Valentina Shevchenko with **1.79M matchups**
4. Conor McGregor vs. Dustin Poirier with **1.56M matchups**
5. Dustin Poirier vs. Justin Gaethje with **1.11M matchups**



MOST POPULAR MATCHUP


Toronto Maple Leafs vs. Montreal Canadiens

TOP PLAYERS

1. Erik Karlsson
2. Carey Price
3. Andrei Vasilevskiy
4. Nikita Kucherov
5. Sidney Crosby

TOP TEAMS

1. Tampa Bay Lightning
2. Toronto Maple Leafs
3. Pittsburgh Penguins
4. Boston Bruins
5. Montreal Canadiens



90.5 Billion

TACTICALS USED BY LEGENDS

MORE THAN

322 Billion

PINGS PLACED



1+ Billion

TOTAL RESPAWNS

12 Billion

JUMP PADS USED

24.6 Billion

ZIPLINES TAKEN

5.3 Billion

ITEMS CRAFTED



529 Million

HOURS SPENT IN LIVE

1.2 Billion

HOURS PLAYED

MOST COMMON DEATH

Old Age


146 Million

HOURS SPENT IN CREATE A SIM MODE



274 Million

WOOHOOS



376 Million

SIMS CREATED

226 Million

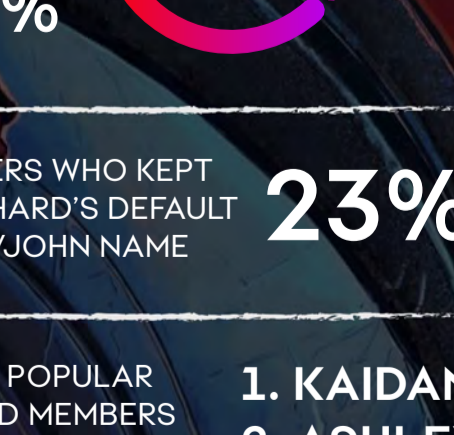
HOURS SPENT IN BUILD MODE

11.3 Million

GALLERY UPLOADS

201 Million

GALLERY DOWNLOADS



923 Million

SHIPS DESTROYED

MOST PICKED NEW REPUBLIC / IMPERIAL SHIP

X-wing / TIE Fighter

MOST POPULAR DASHBOARD BOBBLEHEAD/HANGING FLAIR

Mandalorian Grogu bobblehead

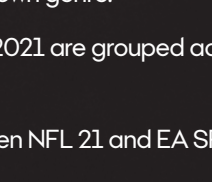
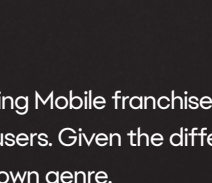
QUICKEST AND/OR LONGEST DOGFIGHT/FLEET BATTLE MATCH

SHORTEST

2.9 minutes

LONGEST

77.1 minutes



Methodology

* For measuring the most popular EA franchise of the year (not including Mobile franchises), Apex Legends had the most total unique active players, while FIFA had the most average daily active users. Given the difference in genre of these two franchises, both are considered the most popular franchise of the year of their own genre.

* The geographic breakdown of total number of new to EA players in 2021 are grouped according to the [United Nations](#) geographic regions.

* Game data generated from EA SPORTS FIFA 21, EA SPORTS Madden NFL 21 and EA SPORTS NHL 21.

* Apex Legends game data was generated from January 1, 2021 through December 1, 2021; all other game data was generated from January 1, 2021 through October 31, 2021.